

REVIEW

Open Access



Potential of *Azadirachta indica* as a green corrosion inhibitor against mild steel, aluminum, and tin: a review

Sanjay K. Sharma^{1*}, Anjali Peter¹ and Ime Bassey Obot²

Abstract

Azadirachta indica (AZI, commonly recognized as “Neem”) is noteworthy both for its chemical and for its biological actions. It is one of the most fruitful sources of secondary metabolites in nature. To date, more than 300 natural products have been isolated from different sections of the tree, with new compounds added to the list every year. As a contribution to the current interest on green corrosion inhibitors, the present study aims at broadening the application of plant extracts for metallic corrosion inhibition by investigating the inhibiting properties of *A. indica* especially for mild steel, aluminum, and tin. In the present article, we discuss the potential of AZI extract as a corrosion inhibitor on metal surfaces, especially of mild steel, aluminum, and tin. The adsorption isotherm studies, chemical composition of AZI, effect of temperature on inhibition efficiency and computational analysis related with AZI adsorption on metals have also been discussed in detail. This work will further help in the understanding of the adsorption mechanism involved and hence inhibition effect of plant extract against metal corrosion.

Keywords: Green chemistry; *Azadirachta indica*; Corrosion; Green corrosion inhibitors; Computational calculations

Review

Introduction

“Green chemistry” provides an opportunity to design any research in non-polluting way with minimum production of waste and minimum consumption of energy. It is a philosophy which is equally applicable in all fields wherever chemistry involves (Sharma et al. 2010a; Sharma et al. 2011; Sharma et al. 2009a; Linthorst 2010). “Corrosion” is a phenomenon where chemistry helps to explain its mechanism and role of ions and energy behind it. It is simply a destruction of materials resulting from an exposure and the interaction with the environment. One of the latest and popular approaches is the use of substances called corrosion inhibitor. These inhibitor molecules consist of heterocyclic compounds with polar functional groups (e.g. N, S, O, and P) and conjugated double bonds with different aromatic system. Basically, these substances adsorb on the metal surface to block the destruction reaction with

aggressive media. They are both physically and chemically active adsorbate type substances (Thompson et al. 2007; Buchweishaija 2009). It is a major problem that must be confronted for safety, environmental, and economic reasons in various chemical, mechanical, metallurgical, biochemical, and medical engineering applications and more specifically, in the design of a much more varied number of mechanical parts which equally vary in size, functionality, and useful lifespan. Corrosion attack can be prevented by various methods such as materials improvement, combination of production fluids, process control, and chemical inhibition. Among these methods, the implementation of corrosion inhibition is the most excellent approach to avoid disastrous destruction of metals and alloys in corrosive media. The use of corrosion inhibitors is the most economical and convenient technique to control corrosive attack on metals. Corrosion inhibitors are chemicals either synthetic or natural which, when added in small amounts to an environment, decrease the rate of attack by the environment on metals. A number of synthetic compounds are known to be applicable as good corrosion inhibitors for metals (Quraishi et al. 2012; Kabanda et al. 2012a; Ebenso et al. 2012a). The

* Correspondence: sk.sharmaa@outlook.com

¹Green Chemistry and Sustainability Research Group, Department of Chemistry, JECRC University, Jaipur 303905, India

Full list of author information is available at the end of the article

importance of a corrosion study depend in the fact that corrosion causes great loses to our economy and is a major threat for human safety. Corrosion costs worldwide are therefore on the order of US\$552 billion (Chauhan and Gunasekaran 2007; Schmitt et al. 2009a). Even countries like India is suffering badly due to this problem of corrosion (Sharma and Sharma 2011). Several efforts have been made using corrosion-preventive practices, and the use of green corrosion inhibitors is one of them (Anuradha et al. 2008; Mudhoo and Sharma 2010; Sharma et al. 2010b; Sharma et al. 2010c; Aboia and James 2010; Sharma et al. 2009b; Sharma et al. 2009c). On the other hand, the attractiveness and utilization of synthetic compounds as a corrosion inhibitor has come under severe criticism due to the harsh environmental regulations and toxic effects of synthetic compounds on human and animal life. Consequently, there exists the need to build up a new class of corrosion inhibitors with low toxicity, eco-friendliness, and good efficiency. Throughout the ages, plants have been used by human beings for their basic needs such as assembly of food stuffs, shelters, clothing, fertilizers, flavors and fragrances, medicines, and last but not least, as corrosion inhibitors (Ajmal et al. 1994; Bentiss et al. 2002). The use of natural products as corrosion inhibitors can be traced back to the 1930s when plant extracts of *Chelidonium majus* (Celandine) and other plants were used for the first time in H_2SO_4 pickling baths (Sanyal 1981). After then, interest in using natural products as corrosion inhibitors increased substantially and scientists around the world reported several plant extracts as promising green anticorrosive agents (Schmitt et al. 2009b). Most of the gums were also reported as good corrosion inhibitor due to their gum-metal complex forming capacity, availability of π -electrons and hetero atoms, and less toxic properties (Peter et al. 2015). The adsorption of organic molecules depends on the presence of π -electrons and hetero atoms (Jin et al. 2006; Raja and Sethuraman 2008a). Although synthetic organic inhibitors have shown effective corrosion inhibition, their cost, toxicity, and non-biodegradability lead us to look for green options. In this review, we are discussing about the various plant extract and especially *Azadirachta indica* as green corrosion inhibitor for mild steel, Al, and tin (Tables 1, 2, and 3).

Use of *A. indica* as a corrosion inhibitor against mild steel, aluminum, and tin corrosion

A. indica (AZI, common name “Neem”) is noteworthy for its biological and chemical uses (Fig. 1). It is known as “magical plant” for many diseases treatment (Klišković et al. 2000). It is very effective in the production of secondary metabolites (Kumar et al. 1996; Schaaf et al. 2000; Barton 1999). Neem is a member of the mahogany family, Meliaceae. Neem trees are

attractive broad-leaved evergreens that can grow up to 30 m tall and 2.5 m in girth. Their scattering branches form rounded crowns as much as 20 m across. The fruit is a smooth, ellipsoidal drupe, up to almost 2 cm long (Jacobson 1986b).

The chemical compounds of neem belonged to a general class of natural products called “triterpenes” or “limonoids.” These limonoids have an ability to block insects’ growth who are responsible for harmful outcomes in agriculture and human health sector. New limonoids are still being discovered in neem, but azadirachtin, salannin, meliantriol, and nimbin are the best known and most significant ones (Qurashi 2004). Nowadays, the use of neem as a corrosion inhibitor has been widely investigated, so in Table 4, we summarize the corrosive properties of neem with respect to mild steel, aluminum, and tin metals.

Arab et al. (2008) found that AZI extract inhibits the corrosion of aluminum in 0.5 M HCl. Sharma et al. (2013) investigated the inhibitory efficacy of ethanolic extract of *A. indica* fruit for acid corrosion of aluminum.

The corrosion inhibition and adsorption properties of neem (AZI) mature leaves extract as a green inhibitor of mild steel (MS) corrosion in nitric acid (HNO_3) solutions have been studied and investigated by Sharma et al. (2009a; Sharma et al. 2010c; Sharma et al. 2010d) using a gravimetric technique for experiments conducted at 30 and 60 °C. According to Ayssar et al. (2010), the aqueous neem leaves extract was found to be an excellent potential corrosion inhibitor for carbon steel in 1.0 M HCl. Obiukwu et al. (2013) mentioned that the *A. indica* had a better effect with an inhibitive efficiency of 85 % for stainless steel. Investigation of Eddy and Mamza (2009) demonstrates that the rate of corrosion of mild steel in H_2SO_4 increases with the increase in the concentration of the acid and that ethanol extracts of the seeds and leaves of *A. indica* inhibit the corrosion of mild steel in H_2SO_4 . According to Loto et al. (2011), the corrosion inhibition performance of neem leaf (*A. indica*) extract on the corrosion of mild steel was achieved in the dilute hydrochloric acid at 0.25 g/l extract concentration and also at 30 °C. In a recent study by Desai (2015a), it has been discussed that in HCl, AZI was an effective inhibitor against mild steel corrosion, the rate of corrosion increases with the increase in acid concentration and temperature. He also observed that a straight line in the plots of Langmuir adsorption isotherm suggests that the inhibitor’s adsorption on steel followed Langmuir isotherm. Polarization study involved in this case indicates that the inhibitor functions as a mixed inhibitor (Desai 2015b). In another study carried out by Ajanaku et al. (2015), authors highlighted that in the corrosion inhibition

Table 1 Plants as corrosion inhibitors against mild steel corrosion

Study Conducted	Plant product	Solution	Effect of temperature on percentage inhibition efficiency	Effect of concentration on percentage inhibition efficiency	Methods	Adsorption type and isotherm used	Reference
<i>Eichhornia crassipes</i> is noted as one of the most important and noxious freshwater weed; the extracts of its leaves and roots were reported as good corrosion inhibitor for mild steel corrosion in HCl solutions using gasometric technique, and its modeled structures provides additional insight into the mechanism of inhibitory action by DFT	<i>E. crassipes</i> (leaf and root)	HCl	Decrease with rise in temperature	Increase	Gasometric technique	(Physically adsorbed)	Ulaeto et al. 2012
<i>Nauclea latifolia</i> commonly known as pin cushion tree is a straggling shrub or small spreading tree that belongs to the family Rubiaceae. The effects of ethanol (ENL), alkaloids (ANL), and non-alkaloids (NNL) extracts from the root of <i>N. latifolia</i> on the dissolution of carbon steel in H ₂ SO ₄ solutions were shown their effective inhibition by followed trend ANL>ENL>NNL. Gasometric method was use to perform practical data and obtained results show that percentage inhibition efficiency increase with concentration but decrease with rise in temperature	<i>N. latifolia</i> (root)	H ₂ SO ₄	Decrease with rise in temperature	Increase	Gasometric technique	Temkin	Okafor et al. 2013
Banana peel extract (constituent of this extract is bananadine (3Z,7Z,10Z)-1-oxa-6-azacyclododeca-3,7,10-triene) was reported as a good corrosion inhibitor with Zn in distilled water for carbon steel corrosion by the weight loss, thermometric , FTIR, and AFM analysis. Obtained results show that percentage inhibition efficiency first decrease with the addition of Zn but after increasing Zn concentration it increased	Banana peel extract + Zn	Distilled water	–	First decrease with Zn after increase with increasing concentration of Zn inhibition efficiency increases	Weight loss, thermometric , FTIR, and AFM analysis	–	Sangeetha et al. 2012
By the use of quantum chemical calculations, the active compound were reported as follows: (Kalmegh) <i>Andrographis paniculata</i> —andrographolide, (Meethi Neem) <i>Murraya koenigii</i> —mahabinine and pyrayafoline, (Bael) <i>Aegle marmelos</i> —skimmianine, (Kuchla) <i>Strychnos nuxvomica</i> —brucine, (Shahjan) <i>Moringa oleifera</i> —arginine, (Orange) <i>Citrus aurantium</i> —threonine, and (Arjun) <i>Terminalia arjuna</i> —sitosterol. Due to these active molecules, they show their inhibition effect for corrosion	The extracts of (Kalmegh) <i>Andrographis paniculata</i> , (Meethi Neem) <i>Murraya koenigii</i> , (Bael) <i>Aegle marmelos</i> , (Kuchla) <i>Strychnos nuxvomica</i> , (Shahjan) <i>Moringa oleifera</i> , (Orange) <i>Citrus aurantium</i> , and (Arjun) <i>Terminalia arjuna</i>	HCl	–	–	DFT, molecule analysis, and quantum calculations	–	Singh et al. 2013

Table 1 Plants as corrosion inhibitors against mild steel corrosion (Continued)

Aloe vera plant belongs to the family of Liliacea. The constituents of gel are polysaccharides, glycoproteins, vitamins, mineral, and enzymes. Obtained results show its synergistic type effect, and percentage inhibition efficiency was decrease with rise in temperature and increase with increasing extract concentration	Aloe vera	HNO ₃	Decrease with rise in temperature	Increase	Gravimetric technique	Chemisorption	Gupta and Jain 2014
<i>C. sinensis</i> leaf extract reported as a corrosion inhibitor in aqueous medium by the use of weight loss, UV, and FT-IT methods. Obtained results show that inhibition efficiency increase with increasing inhibitor concentration but decrease with rise in temperature	<i>C. sinensis</i> leaf extract	Aqueose	Decrease with rise in temperature	Decrease	Weight loss method, pH, UV-vis, and FT-IR	Physical adsorption	Yamuna and Athony 2014
<i>Hibiscus rosa-sinensis</i> leaves extract reported as a good corrosion inhibitor for mild steel in HCl medium by the use of weight loss and EIS techniques. Obtained results show that the percentage inhibition efficiency was increased with the increasing temperature and concentration and show mixed-type inhibitor effect, and adsorption process was spontaneous and followed the Langmuir, Flory-Huggins and Freundlich adsorption isotherms	<i>H. rosa-sinensis</i> (Jasud)	HCl	Increase	Increase	Gravimetric (weight loss) and electrochemical techniques	Langmuir, Flory-Huggins and Freundlich adsorption	Desai 2015a
<i>Ilex paraguariensis</i> extracts reported as a good corrosion inhibitor for carbon steel in HCl medium by the use of weight loss and EIS techniques. Its inhibition efficiency increased with the increase of concentration and time. Obtained results show that <i>I. paraguariensis</i> act as both type inhibitor and obeyed the Langmuir adsorption isotherm	<i>I. paraguariensis</i>	HCl	Increase	Increase	Weight loss and electrochemical measurements	Langmuir adsorption isotherm	Souza et al. 2015
<i>Ruta graveolens</i> extract reported as a good corrosion inhibitor for mild steel corrosion in HCl medium by PDP and weight loss method. Obtained results show that percentage inhibition efficiency increase with increasing concentration of inhibitor but decrease with rise in temperature and obeyed the Langmuir adsorption isotherm	<i>R. graveolens</i> extract	HCl	Decrease with rise in temperature	Increase	Potentiodynamic polarization and weight loss techniques	Langmuir adsorption isotherm	Majeed et al. 2014
<i>Musa sapientum</i> which is commonly called banana is a herbaceous plant, belonging to the family of Musaceae. It is reported as a good corrosion inhibitor	<i>M. sapientum</i> peels extract + concentrated tetraoxosulphate (vi) acid	H ₂ SO ₄	Decrease	Increase	Weight loss, E. chemical measurements	Physical adsorption	Salami et al. 2012

Table 1 Plants as corrosion inhibitors against mild steel corrosion (Continued)

for mild steel in H₂SO₄ medium with tetraoxosulphate (vi) acid by the use of E. chemical measurements. Obtained results show that corrosion rate decrease with increasing concentration rate of inhibitor but increase with rising temperature. Simply followed the physical adsorption

Extract of fenugreek leaves reported as a good inhibitor for mild steel in HCl and H₂SO₄ solution but more efficient in HCl solution. Inhibition efficiency was decrease with rise in temperature but increase with increasing inhibitor concentration in HCl while both temperature and concentration increased the inhibition efficiency for mild steel in H₂SO₄ solution. Langmuir adsorption isotherm followed in HCl medium and Temkin followed in H₂SO₄ medium

Cotula cinerea, *Retama retam*, *Artemisia herba* reported as good corrosion inhibitors for mild steel in H₂SO₄ medium by weight loss and EIS methods

Eclipta alba reported as an effective corrosion inhibitor for mild steel in H₂SO₄ medium by the use of weight loss and potentiodynamic polarization methods. Obtained results show that inhibitor behave as mixed-type inhibitor; inhibition efficiency increase with concentration value but decrease with rise in temperature. Obeyed the Langmuir adsorption isotherm

Terminalia catappa reported as a corrosion inhibitor in HCl medium by the use of weight loss and PDP methods. Obtained results show that inhibition efficiency increased with increasing concentration of inhibitor but decrease with rise in temperature and described as mixed-type inhibitor

Theobroma cacao peel polar extract reported as a corrosion inhibitor for mild steel in HCl medium by the use of weight loss method, potentiodynamic polarization, and EIS techniques. Obtained results show that inhibition efficiency increased with the inhibitor concentration level but decreased with the rise in temperature and obeyed the Langmuir adsorption isotherm

Extract of fenugreek leaves	Extract of fenugreek leaves	HCl and H ₂ SO ₄	Decrease in HCl solution but increase in H ₂ SO ₄ solution	Increase in both solutions	Gravimetric technique	Langmuir in HCl solution, Temkin in H ₂ SO ₄ solution	Noor 2007
<i>Cotula cinerea</i> , <i>Retama retam</i> , <i>Artemisia herba</i>	<i>Cotula cinerea</i> , <i>Retama retam</i> , <i>Artemisia herba</i>	H ₂ SO ₄	–	–	Weight Loss and E. chemical measurements	–	Raja and Sethuraman 2008b
<i>Eclipta alba</i>	<i>E. alba</i>	H ₂ SO ₄	Decrease with rise in temperature	Increase	Weight loss, potentiodynamic polarization, and impedance methods	Langmuir adsorption	Shyamala and Arulanantham 2009
<i>Terminalia catappa</i>	<i>T. catappa</i>	HCl	Decrease	Increase	Weight loss, polarization, FTIR, and scanning electron microscope studies	Mixed-type inhibition	Vasudha and Saratha 2011
<i>Theobroma cacao</i> peel polar extract	<i>T. cacao</i> peel polar extract (TCPE)	HCl	Decrease	Increase	Weight loss method, potentiodynamic polarization, and EIS techniques	Langmuir adsorption isotherm	Yetri et al. 2014
<i>C. bracteosum</i>	<i>C. bracteosum</i>	H ₂ SO ₄		Increase			

Table 1 Plants as corrosion inhibitors against mild steel corrosion (Continued)

It's reported that the mature leaves of <i>Combretum bracteosum</i> extracts inhibited the corrosion of mild steel in H ₂ SO ₄ medium by the use of gravimetric and hydrogen evolution methods. Obtained results show that the inhibition efficiency increases with the inhibitor concentration and decreases with temperature. Obtained result obeyed the Frumkin adsorption isotherm			Decrease with rise in temperature		Gravimetric and hydrogen evolution	Frumkin adsorption isotherm	Okafor et al. 2009
<i>Cyamopsis tetragonoloba</i> reported as an effective corrosion inhibitor for mild steel in HCl medium by use of weight loss, PDP, and EIS techniques. Obtained results show that inhibition efficiency increase with increasing inhibitor concentration but decrease with rise in temperature. Obeyed the Temkin and Langmuir adsorption isotherms	<i>C. tetragonoloba</i>	HCl	Decrease with rise in temperature	Increase	Potentiodynamic polarization	Temkin and Langmuir	Subhashini et al. 2010

Table 2 Plants as corrosion inhibitors against aluminum corrosion

Study Conducted	Plant product	Solution	Effect of temperature on percentage inhibition efficiency	Effect of concentration on percentage inhibition efficiency	Methods	Adsorption	Reference
<i>Phoenix dactylifera</i> reported as a good corrosion inhibitor for Al in NaOH solution by weight loss and PDP method. Obtained results show that inhibition efficiency increase with increasing temperature and concentration, followed the Temkin adsorption isotherm also	<i>P. dactylifera</i> ,	NaOH	Increase	Increase	Weight loss, potentiodynamic polarization	Temkin adsorption isotherm	Rehan 2003
The extracts of Damsissa, <i>Corchours oitorius</i> reported as a good inhibitor for the corrosion of aluminum in aqueous sodium carbonate by the use of gasometry, potentiodynamic polarization, and electrochemical impedance spectroscopy (EIS)	Extracts of <i>Damsissa</i> , <i>Corchours oitorius</i>	Sodium carbonate	Decrease	Increase	Gasometry, potentiodynamic polarization	Langmuir and Flory-Huggins	Abd-El-Nabey et al. 2012
<i>Rosmarinus officinalis</i> reported as a good corrosion inhibitor for aluminum in NaCl solution by the use of PDP method. Obtained result obeyed the Freundlich isotherm	<i>R. officinalis</i>	Chloride solution	Decrease with rise in temperature	Increase	Potentiodynamic polarization	Freundlich isotherm	Kli'ski'c et al. 2000
The dissolution of Al and Zn in HCl and NaOH medium were inhibited by <i>H. subdariffa</i> (Karkade) extract. Obtained results show that corrosion rate increase with increasing temperature but decrease with increasing concentration. Physical adsorption phenomena were observed	<i>H. subdariffa</i> extract	HCl and NaOH	Decrease with rise in temperature	Increase	Weight loss and the galvanostatic polarization	Physical adsorption	El-hosary et al. 1972
<i>Vernonia amygdalina</i> reported as a fine corrosion inhibitor for aluminum in HCl and HNO ₃ medium by the use of weight loss method. But its inhibition performance was much better in HNO ₃ solution as compare to HCl medium	<i>V. amygdalina</i>	HNO ₃ and HCl	–	Increase	Weight loss method	–	Awiriri and Igbo 2003
Saccharides (fructose and mannose) with the addition of ascorbic acid addition, reported as a good corrosion inhibitor for Al by the method of hydrogen evolution in alkaline medium	Saccharides (fructose and mannose)	Alkaline medium	–	–	Evolution of hydrogen	–	Muller 2002
The inhibitive effect of leaf extracts of <i>Euphorbia hirta</i> and <i>Dialum guineense</i> on aluminum alloy (AA8011) was reported in HCl solution by the use of gravimetric technique. The results indicate that both extracts worked as good inhibitors and inhibition efficiency improved with concentration	Leaf extracts of <i>E. hirta</i> and <i>D. guineense</i>	HCl	Decrease	Increase	Gravimetric technique	Langmuir adsorption isotherm	Anozie et al. 2011
The inhibition effect of <i>Newbouldia laevis</i> leaves extract reported as a good inhibitor on the corrosion of aluminum HCl and H ₂ SO ₄ solutions by the use of gravimetric technique. Obtained results show that <i>N. laevis</i> inhibitor effect was more efficient in HCl than H ₂ SO ₄ .	<i>N. laevis</i> leaves extract	HCl and H ₂ SO ₄	Decrease	Increase	Gravimetric technique	Langmuir	Nnanna et al. 2012
Coconut coir dust extract reported as a good inhibitor for aluminum corrosion in 1 M HCl medium by the use of weight loss and hydrogen evolution method. It was exhibited that percentage IE efficiency increased with increasing temperature and concentration. Obtained results show the Langmuir adsorption performance	Coconut coir dust extract	1 M HCl	Increase	Increase	Weight loss and hydrogen evolution	Langmuir	Umoren et al. 2012

Table 3 Plants as corrosion inhibitors against tin corrosion

Study Conducted	Material	Solution	Effect of temperature on percentage inhibition efficiency	Effect of concentration on percentage inhibition efficiency	Methods	Adsorption	Reference
It is reported that lysine, arginine, methionine, cysteine were good corrosion inhibitors in citric acid solution by the potentiodynamic methods. Nitron-containing acids show 70 % inhibition as compared with sulfur-containing acids. All four acids act as a mixed-type inhibitor and show their inhibition effect on tin corrosion and obeyed Temkin adsorption isotherm.	Amino acids (lysine, arginine, methionine, and cysteine)	Citric acid	Decrease with rise in temperature	Increase but decrease after optimum concentration	Potentiodynamic polarization (PDP)	Temkin adsorption	Quraishi et al. 2004
Alanine, glycine, glutamic acid, and histidine were used as environmentally safe inhibitors for the tin dissolution process	Amino acids (glycine)	Tartaric acid	Decrease	Increase	Weight loss, SEM, and EIS	Freundlich isotherm	El-Sherif Rabab and Badawy Waheed 2011
Different varieties of holy basil, viz., <i>Ocimum basilicum</i> (EB), <i>Ocimum cannum</i> (EC), and <i>Ocimum sanctum</i> (ES) reported as corrosion inhibitors for tin in HNO ₃ solution by the use of weight loss techniques. Obtained results show that inhibition efficiency increase with inhibitor concentration. Followed Langmuir adsorption isotherm	The leaves and stem extract of different varieties of holy basil, viz., <i>O. basilicum</i> (EB), <i>O. cannum</i> (EC), and <i>O. sanctum</i> (ES)	HNO ₃	–	Increase	Weight loss technique	Langmuir	Kumpawat et al. 2012

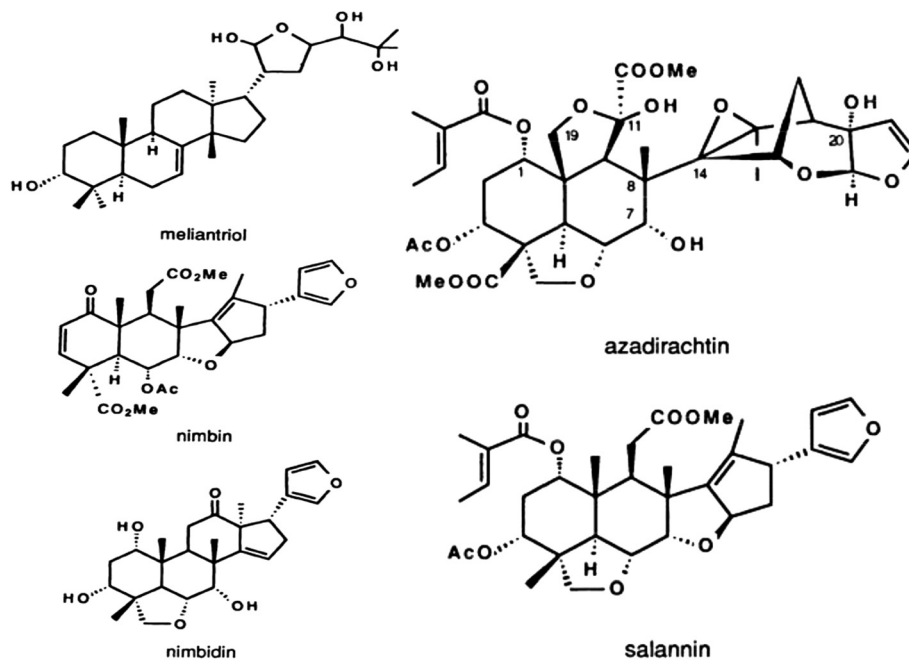


Fig. 1 Main chemical compounds present in *Azadirachta indica*

study of AZI against aluminum metal in 1.85 M hydrochloric acid, the rate of the reaction has been studied by monitoring and measuring the volume of hydrogen gas evolved and the results were supported by various adsorption theories and the surface morphology studies using scanning electron microscopy (SEM). Authors suggested that the plant extract retards the acid-induced corrosion of aluminum and the volume of hydrogen gas evolved reduced with increasing extract concentration. Also, the Langmuir isotherm as the best model for the adsorption of *A. indica* indicates the suggested mechanism of adsorption—chemisorption (Ajanaku et al. 2015). A research conducted by Jain et al. (a research group at Tata Steel, Jamshedpur) published in *Tata Search* (2014) also highlighted the inhibition effect of AZI against mild steel in acid media (HCl and HNO₃), and the results of weight loss studies correlated well with polarization studies (Jain et al. 2014).

In a very interesting study by Bhola et al. (2014) published in *Engineering Failure Analysis*, authors investigated the inhibition effect of AZI extract on microbiologically influenced corrosion of API 5L X80 line pipe steel by a sulfate reducing bacterial (SRB) consortium. On the basis of the field emission scanning electron microscopy (FE-SEM) and energy dispersive spectroscopy (EDS) studies, electrochemical impedance spectroscopy (EIS), linear polarization resistance (LPR), and open circuit potential (OCP) were used to investigate the in situ corrosion behavior, and they concluded

that neem extract has the capability to reduce the bio-corrosion rate by approximately 50 % (Bhola et al. 2014), which is fairly high and very encouraging, clearly underlining the importance of AZI extract as a corrosion inhibitor.

Corrosion inhibition by AZI and computational modeling

Computational methods are more and more appropriate in the study of corrosion inhibition capacity because they have the potential to support in the design of new compounds with good corrosion inhibition properties. These studies are assisting in reducing the experimental costs for testing many compounds with the objective of synthesizing the ones that have high promise for corrosion inhibition. Density functional theory (DFT) and molecular dynamics (MD) approaches are increasingly used for predicting the inhibition potential of compound for corrosion on geometrical, electronic, and binding property bases on metal surface (Kabanda et al. 2012b; Kabanda and Ebenso 2012; Ebenso et al. 2012b). Recently, more corrosion publications contained substantial quantum chemical calculations and molecular dynamics simulations (Obot et al. 2013; Kabanda et al. 2013; Obot and Gasem 2014). Such calculations are usually used to explore the relationship between the inhibitor molecular properties and their corrosion inhibition efficiencies. The use of quantum chemical methods in corrosion inhibitor studies of large number of small organic compounds has been highlighted by Gece (2008) and Obot (2014) in their detailed review. Attempt has

Table 4 *Azadirachta indica* as corrosion inhibitor

Concise manner	Metal	Plant product	Solution	Effect of temperature on percentage inhibition efficiency	Effect of concentration on percentage inhibition efficiency	Methods	Adsorption type and isotherm used	Reference
Mature leaves extract of neem reported as a green corrosion inhibitor for Zn in HCl medium by the use of gravimetric and thermometric methods	Zn	Mature leaves of neem	HCl	Decrease	Increase	Gravimetric and thermometric	Physical adsorption	Sharma et al. 2010c
Dry seed extract of AZI reported as a good inhibitor for mild copper corrosion in HNO ₃ medium by weight loss and phytochemical analysis. Obtained results show that percentage inhibition efficiency increase with increasing concentration and show mixed type inhibition	Mild copper	Dry seeds extracts of AZI	HNO ₃	Decrease	Increase	Weight loss and phytochemical analysis	Mixed-type adsorption.	Sangeetha and Fredimoses 2011
There were selected plants [<i>Occimum viridis</i> (OV), <i>Telferia occidentalis</i> (TO), <i>Azadirachta indica</i> (AZI), <i>Hibiscus sabdariffa</i> (HS), <i>Garcinia kola</i> (GK)] which extracts reported as good corrosion inhibitors for mild steel corrosion in HCl and H ₂ SO ₄ by gasometric method. Obtained results indicate that all the extracts inhibited the corrosion process in both acid media and the presence of halide additive increase inhibition efficiency due to synergistic effect	Mild steel	AZI + halide additive	HCl and H ₂ SO ₄	No dependence	Increase	Kinetics activation – parameters and gasometric technique	–	Oguzie 2008
It is reported that AZI with iodide additive shows good inhibition for Al corrosion in HCl medium by PDP method. Due to synergistic effect, the adsorption was spontaneous and followed the Freundlich adsorption isotherm	Al	AZI and iodide ions as	HCl	Decrease	Increase	PDP techniques	Freundlich adsorption isotherm	Arab et al. 2008
<i>Azadirachta indica</i> extract reported as an effective inhibitor for steel corrosion in the acid media by the gas volumetric techniques and obtained results show that consistence of Langmuir adsorption isotherm	Mild steel	AZI extracts	Different concentrations of HCl	Decrease	Increase	Gas volumetric technique	Langmuir isotherm adsorption (mixed inhibitor)	Oguzie 2006
AZI reported as Al corrosion inhibitor in HCl medium by the use of weight loss and thermometric methods. Obtained results show that adsorption was exothermic, spontaneous, and obeyed the Freundlich, Temkin, and Flory-Huggins	Al	AZI	HCl	Decrease with rise in temperature	Increase	Weight loss and thermometric	Freundlich, Temkin, and Flory-Huggins	Ebenso et al. 2004
AZI leaves reported as a corrosion inhibitor for mild steel in H ₂ SO ₄ medium by the use of weight loss technique	Mild steel	AZI leaves	H ₂ SO ₄	–	–	Weight loss technique	Physical adsorption	Ebenso et al. 1998
Ethanollic extract of AZI fruit reported as a good inhibitor for aluminum corrosion in HCl medium by the use of weight loss	Al	Ethanollic extract of AZI fruit	HCl	Decrease with rise in temperature	Increase	Weight loss thermometric	Langmuir adsorption isotherm	Sharma et al. 2013

Table 4 *Azadirachta indica* as corrosion inhibitor (Continued)

thermometric method. Obtained results show the presence of physical adsorption process like percentage inhibition efficiency increase with increasing concentration but decrease with rise in temperature and followed Langmuir adsorption isotherm

AZI mature leaf extract reported as good inhibitor for mild steel corrosion in HNO_3 medium by the use of gravimetric method. Obtained results show that percentage inhibition efficiency increased with increasing concentration but get down with the rise in temperature. Adsorption process was exothermic and consistent and best fitted into Frumkin adsorption isotherm

UAE neem extract reported as a good inhibitor for carbon steel corrosion in HCl medium by the use of weight loss method and obtained results show that percentage inhibition efficiency increase with increasing inhibitor concentration but decrease with rise in temperature and data was fit into Temkin adsorption isotherm

The inhibition effect of AZI extract reported as good inhibitor on stainless steel corrosion in HCl and H_2SO_4 medium by the weight loss method. Obtained results show that extract of AZI was better inhibitor as compare with other extract

It is reported that ethanol extract of leaves and seeds of *A. indica* shows its effective inhibition effect on mild steel corrosion in H_2SO_4 medium by the use of gasometric, gravimetric, and IR methods. Corrosion inhibition efficiency of the leaves is better than that of the seeds. According to findings, the reaction followed the physical adsorption and fit in Flory-Huggins adsorption isotherm

It is reported that the inhibition effect of AZI extract on mild steel corrosion in acidic medium was good but it's more clearly visible in HCl medium as comparison with H_2SO_4 solution. In HCl medium the percentage inhibition efficiency was increase with increasing concentration of inhibitor but it gets down on high temperature. Obtained results show the physical adsorption performance

Mild steel	AZI mature leaf extract	HNO_3	Decrease with rise in temperature	Increase	Gravimetric techniques	Frumkin adsorption isotherm	Sharma et al. 2010d
Carbon steel	UAE neem extract	HCl	Decrease with rise in temperature	Increase	Weight loss method	Temkin adsorption isotherm	Ayssar et al. 2010
Stainless steel	Plant extract	HCl + H_2SO_4 + tetraoxosulphate (IV) acid + trioxnitrate (V) acid solution	Decrease at high temperature	Increase	Weight loss method	Physical adsorption	Obiukwu et al. 2013
Mild steel	Ethanol extracts of seeds and leaves	H_2SO_4	Decrease	Increase	Gravimetric, gasometric, and IR methods	Flory-Huggins adsorption isotherm	Eddy and Mamza 2009
Mild steel	Extract of AZI leaf	HCL and H_2SO_4	Decrease with rise in temperature	Increase	Weight loss and PDP method	Physical adsorption	Loto et al. 2011
Mild steel					Gasometric	-	

Table 4 *Azadirachta indica* as corrosion inhibitor (Continued)

Neem leaf extract reported as a good corrosion inhibitor for mild steel in chloride medium by the gravimetric method. It showed a comparison with or without neem leaf extract in salty water medium with heat treatment. IE increased with the increasing concentration of inhibitor in chloride- and heat-treated chloride medium but its decreased without inhibitor in chloride- and heat-treated chloride medium		Extract of AZI leaf	Chloride (salty water medium)	Increase in neem + chloride medium but decrease in only-chloride medium	Increase in neem + chloride medium but decrease in only-chloride medium		Tuaweri et al. 2015
Neem bark reported as efficient corrosion inhibitor for mild steel in HCl medium by the use of PDP method. Percentage IE efficiency increased with increased concentration but decreased with the rise in temperature and reported data fit into Langmuir adsorption isotherm	Mild steel	Neem ark	HCl	Decrease with rise in temperature	Increase	Potentiodynamic polarization Langmuir (mixed-type inhibition)	Desai 2015b

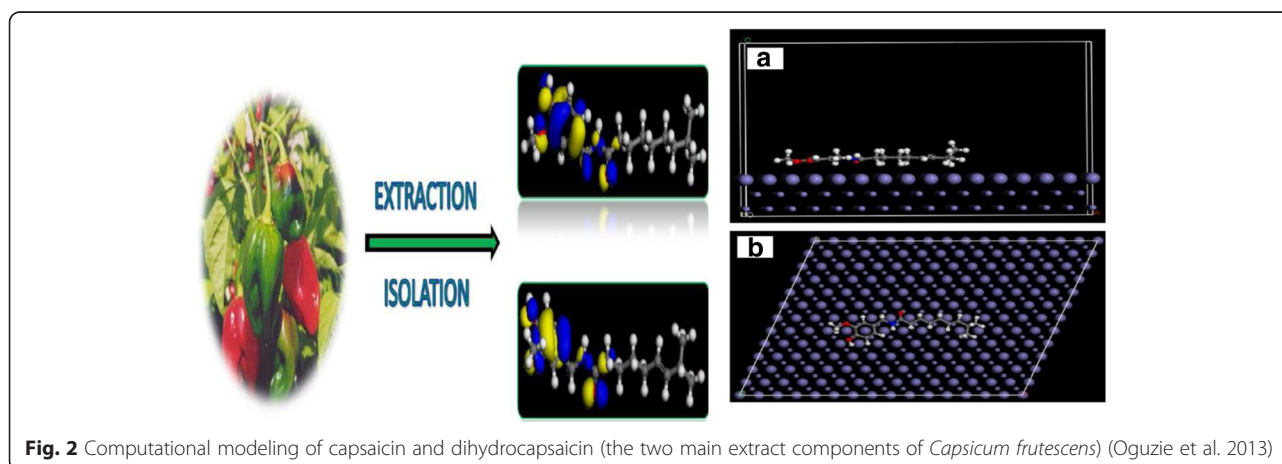
Table 5 Important molecular descriptors derived from DFT and molecular dynamics simulations (Obot et al. 2013)

Descriptors	Explanation
Global quantum chemical descriptors	
E_{HOMO}	Energy of the highest occupied molecular orbital
E_{LUMO}	Energy of the lowest unoccupied molecular orbital
$IP(\approx -E_{\text{HOMO}})$	Ionization potential: removing an electron from a molecular system X ($X \rightarrow X^+ + e^-$)
$EA(\approx -E_{\text{LUMO}})$	Electron affinity: attaching an additional electron to a molecular system X ($X + e^- \rightarrow X^-$)
$\mu = \left(\frac{\partial E}{\partial N}\right)_V$	Chemical potential, defined as the change in electronic energy E upon change in total number of electrons N
$\chi = -\mu \approx -1/2(E_{\text{HOMO}} + E_{\text{LUMO}})$	Absolute electronegativity
$\eta = -\left(\frac{\partial \mu}{\partial N}\right)_V \approx -(E_{\text{HOMO}} - E_{\text{LUMO}})$	Molecular hardness, defined as the change in chemical potential μ upon change in total number of electrons N
$S = \frac{1}{2\eta}$	Molecular softness
A	Molecular polarizability; note that molecules arrange themselves towards a state of minimum polarizability and maximum hardness
$\omega = \frac{\mu^2}{2\eta} = \frac{\chi^2}{2\eta}$	Electrophilicity index
Charge distribution	
$QA(r)$	Net atomic charges (at atom r)
$E_{\text{interaction}} = E_{\text{total}} - (E_{\text{surface}} + E_{\text{inhibitor}})$	Where E_{total} is the total energy of the metal surface and inhibitor, E_{surface} is the metal surface energy and $E_{\text{inhibitor}}$ is the energy of inhibitor molecule from plant extract

also been made recently to extend the application of DFT-based quantum chemical and molecular dynamic simulations methods in order to understand the mechanism of adsorption of plant extract components on metal and alloys surfaces (Oguzie et al. 2013; Oguzie et al. 2010; Oguzie et al. 2012a; Umoren et al. 2014; Oguzie et al. 2012b; Obi-Egbedi et al. 2012). This is because the major criticism of the use of plant extract as corrosion inhibitor is often the inability to pinpoint which of the component(s) is/are actually responsible for the observed corrosion inhibition effect given that they are comprised of mixtures of organic compounds.

Although experimental studies on the application of AZI extract as a green corrosion inhibitor for different metals and alloys have been extensively reviewed in the work; the mechanism of interactions between

the AZI extract component and the metal surfaces at the atomic level using molecular modeling studies is lacking and is still a matter of speculation. This difficulty can be tackled by the methodology of density functional theory and molecular dynamics simulations where selected DFT reactivity parameters of the individual major extracts components such as energy of the highest occupied molecular orbital (E_{HOMO}), energy of the lowest unoccupied molecular orbital (E_{LUMO}), energy band gap (ΔE), and the interaction energy between the extract components and the metal surface can be correlated with the corrosion inhibitive effect of the plant extract. According to the description of frontier orbital theory (ObiEgbedi et al. 2011), HOMO is often associated with the electron-donating ability of an inhibitor molecule. High E_{HOMO} values



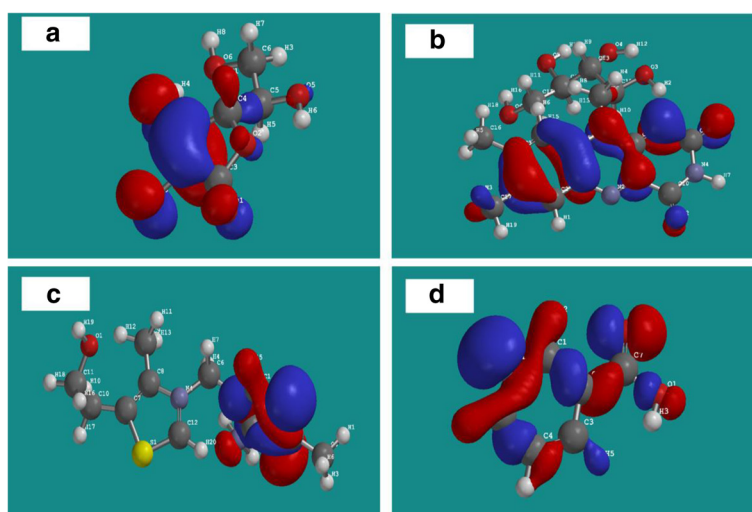


Fig. 3 The highest occupied molecular (*HOMO*) orbital density of **a** ascorbic acid, **b** riboflavin (*RB*), **c** thiamine (*TH*), and **d** nicotinic acid (*NA*) which constitute the main constituents of *Spondias mombin* extract (Obi-Egbedi et al. 2012)

indicate that the molecule has a tendency to donate electrons to the metal with unoccupied d orbitals. E_{LUMO} indicates the ability of the molecules to accept electrons (Obot and Obi-Egbedi 2010). The lower the value of E_{LUMO} of inhibitor molecule is, the easier its acceptance of electrons from the metal surface (Obot et al. 2009). The gap between the LUMO and HOMO energy levels of the inhibitor molecules is another important index, low absolute values of the energy band gap ($\Delta E = E_{LUMO} - E_{HOMO}$) can indicate a good stability of the formed complex on the metal surface, therefore increasing the adsorption of a molecule on the metal surface (Xia et al. 2008). Some important reactivity parameters from DFT and molecular dynamics simulations (MDS) are summarized in Table 5. Also, Figs. 2 and 3 show examples of molecular modeling of major extract components from some plants used as corrosion inhibitors.

Conclusions

From the above discussion, it is quite obvious that AZI is an effective green corrosion inhibitor against various metals, especially for mild steel, aluminum, and tin. A lot of potential is still untapped especially computational modeling of the major extract components of AZI on different metal surfaces, and many other plant materials and should be further explored by researchers working in the area of corrosion science and engineering. This will help in the understanding of the adsorption mechanism and hence inhibition effect of plant extracts against metal corrosion. Also of importance is the exploration of AZI and other plant materials in other corrosive environment such as CO_2 corrosion, H_2S corrosion, and in cooling water systems.

Competing interests

The authors declare that they have no competing interests.

Authors' contributions

SKS, KM and IBO all contributed equally in this manuscript. All authors read and approved the final manuscript.

Acknowledgements

The author (AP) thankfully acknowledges the scholarship given by the president of the JECRC University for her PhD work.

Author details

¹Green Chemistry and Sustainability Research Group, Department of Chemistry, JECRC University, Jaipur 303905, India. ²Centre of Research Excellence in Corrosion, King Fahd University of Petroleum and Minerals, Dhahran 31261, Kingdom of Saudi Arabia.

Received: 14 May 2015 Accepted: 21 September 2015

Published online: 09 October 2015

References

- Abd-El-Nabey BA, Abdel-Gaber AM, Elawady GY, El-Houssein S (2012) Inhibitive action of some plant extracts on the alkaline corrosion of aluminum. *Int J Electrochem Sci* 7:7823–7839
- Aboia KO, James O (2010) The effects of aloe vera extract on corrosion and kinetics of corrosion process of zinc in HCl solution. *Corrosion Science* 52(2):661–664
- Ajanaku KO, Aladesuyi O, Ajanaku CO, Adedapo EA, Akusiku AA, Sodiya FE (2015) Adsorption properties of *Azadirachta indica* extract on corrosion of aluminium in 1.85 M hydrochloric acid. *Journal of International Association of Advanced Technology and Science* 16:4
- Ajmal M, Mideen AS, Quraishi MA (1994) 2-Hydrazino-6-methyl-benzothiazole as an effective inhibitor for the corrosion of mild steel in acidic solutions. *Corrosion Science* Volume 36(1):79–84
- Anozie IU, Akoma CS, Nnanna LA (2011) Corrosion inhibition of aluminium alloy in acidic medium by *Euphorbia hirta* and *Dialium guineense* extracts. *Int J Pure Appl Sci Technol* 6(2):79–88
- Anuradha K, Vimala R, Narayanasamy B, Arockia JS, Rajendran S (2008) Corrosion inhibition of carbon steel in low chloride media by an aqueous extract of *Hibiscus rosa-sinensis* Linn. *Chemical Engineering Communications* 195:352–366
- Arab TS, Turkustani-Al MA, Dhahiri-Al HR (2008) Synergistic effect of *Azadirachta indica* extract and iodide ions on the corrosion inhibition of aluminium in acid media. *Journal of the Korean Chemical Society* 52(3):281–294

- Avwiri O, Igbo OF (2003) Inhibitive action of *Vernonia amygdalina* on the corrosion of aluminium alloys in acidic media. *Material Letter* 57:3705–3711
- Ayssar N, Ideisan AA, Ibrahim AR, Maysoun A-K (2010) UAE neem extract as a corrosion inhibitor for carbon steel in HCl solution. *International Journal of Corrosion* 2010:1–9
- Barton D. Comprehensive natural products chemistry. In: Meth-Cohn O, editor. Elsevier Science, Oxford: Newnes; 1999
- Bentiss F, Traisnel M, Chaibi N, Mernari B, Vezin H, Lagrenée M (2002) 2,5-Bis(*n*-methoxyphenyl)-1,3,4-oxadiazoles used as corrosion inhibitors in acidic media: correlation between inhibition efficiency and chemical structure. *Corrosion Science* 44(10):2271–2289
- Bhola SM, Alabbas FM, Rahul B, Spear JR, Mishra B, Olson DL, Kakporbia AE (2014) Neem extract as an inhibitor for biocorrosion influenced by sulfate reducing bacteria: a preliminary investigation. *Engineering Failure Analysis* 36:92–103
- Buchweishajja J (2009) Phytochemicals as green corrosion inhibitors in various corrosive media: a review. *J Sci* 35:77–92
- Chauhan LR, Gunasekaran G (2007) Corrosion inhibition of mild steel by plant extract in dilute HCl medium. *Corrosion Science* 49(3):1143–1161
- Desai PS (2015a) *Hibiscus rosa-sinensis* (Jasud) leaves extracts used as corrosion inhibitors for mild steel in hydrochloric acid. *E-jpmr* 2(1):470–485
- Desai PS (2015b) *Azadirachta indica* (neem) leaf extract used as corrosion inhibitors for mild steel in hydrochloric acid. *GE-International Journal of Engineering Research* 3(1):8–23
- Ebenso EE, Udofot JJ, Ibok JU, Ekpe (1998) Studies on the inhibition of mild steel corrosion by some plant extracts in acidic medium. *Discovery and Innovation* 10(1–2):52–59
- Ebenso EE, Ibok JU, Ekpe JU, Umeron S, Jackson E, Abiola K, Oforka CN, Martinez S (2004) Corrosion inhibition studies of some plant extracts on aluminium in acidic medium. *Transactions-Society for the Advancement of Electrochemical Science and Technology* 39(4):117–123
- Ebenso EE, Kabanda MM, Arslan T, Saracoglu M, Kandemirli F, Murulana LC, Singh AK, Shukla SK, Hammouti B, Khaled KF (2012a) Quantum chemical investigations on quinoline derivatives as effective corrosion inhibitors for mild steel in acidic medium. *Int J Electrochem Sci* 7:5643–5676
- Ebenso EE, Kabanda MM, Murulana LC, Singh AK, Shukla SK (2012b) Electrochemical and quantum chemical investigation of some azine and thiazine dyes as potential corrosion inhibitors for mild steel in hydrochloric acid solution. *Ind Eng Chem Res* 51:12940–12958
- Eddy ON, Mamza PAP (2009) Inhibitive and adsorption properties of ethanol extract of seeds and leaves of *Azadirachta indica* on the corrosion of mild steel in H₂SO₄. *Portugaliae Electrochimica Acta* 27(4):443–456
- El-hosary A, Saleh MR, Sharns MA (1972) Corrosion inhibition by naturally occurring substances—I. The effect of *Hibiscus subdariffa* (karkade) extract on the dissolution of Al and Zn. *CorrosionSci* 12:897–904
- El-Sherif Rabab M, Badawy Waheed A (2011) Mechanism of corrosion and corrosion inhibition of tin in aqueous solutions containing tartaric acid. *Int J Electrochem Sci* 6:6469–6482
- Gece G (2008) The use of quantum chemical methods in corrosion inhibitor studies. *Corrosion Science* 50(11):2981–2992
- Gupta P, Jain G (2014) Corrosion inhibition by *Aloe barbadensis* (aloe vera) extract as green inhibitor for mild steel in HNO₃. *IJSRR* 3(4):72–83
- Jacobson. <http://www.nap.edu/read/1924/chapter/5>. 1986b
- Jain R, Kotha A, Bhadu MK, Choudhary SK, Sairullah M, Rout AK, Rout TK (2014) Pickling inhibition efficiency of extracts of *Azadirachta indica* and *Momordica charantia* acidic medium on steel, *Tata Search*, pp 159–168
- Jin L, Wang L, Chen D (2006) Corrosion inhibition of a hygroscopic inorganic dust depressor. *J Univ Sci Technol* 13:368–371
- Kabanda MM, Ebenso EE (2012) Density functional theory and quantitative structure-activity relationship studies of some quinoxaline derivatives as potential corrosion inhibitors for copper in acidic medium. *Int J Electrochem Sci* 7:8713–8733
- Kabanda MM, Murulana LC, Ozcan M, Karadag F, Dehri I, Obot IB, Ebenso EE (2012a) Quantum chemical studies on the corrosion inhibition of mild steel by some triazoles and benzimidazole derivatives in acidic medium. *Int J Electrochem Sci* 7:5035–5056
- Kabanda MM, Murulana LC, Ebenso EE (2012b) Theoretical studies on phenazine and related compounds as corrosion inhibitors for mild steel in sulphuric acid medium. *Int J Electrochem Sci* 7:7179–7205
- Kabanda MM, Obot IB, Ebenso EE (2013) Computational study of some amino acid derivatives as potential corrosion inhibitors for different metal surfaces and in different media. *International Journal of Electrochemical Science* 8:10839–10850.
- Kliškić M, Radošević J, Gudić S S, Atalinić V (2000) Aqueous extract of *Rosmarinus officinalis* L. as inhibitor of Al–Mg alloy corrosion in chloride solution. *Journal of Applied Electrochemistry* 30(7):823–830
- Kumar CSSR, Srinivas M, Yakkundi S (1996) Limonoids from the seeds of *Azadirachta indica*. *Phytochemistry* 43:451–455
- Kumpawat N, Chaturvedi A, Upadhyay RK (2012) Comparative study of corrosion inhibition efficiency of naturally occurring ecofriendly varieties of holy basil (tulsi) for tin in HNO₃ solution. *Open Journal Of Metal* 2(03):68–73
- Linthorst JA (2010) An overview: origins and development of green chemistry. *Foundations of Chemistry* 12(1):55–68
- Loto AC, Loto RT, Popoola API (2011) Effect of neem leaf (*Azadirachta indica*) extract on the corrosion inhibition of mild steel in dilute acids. *International Journal of the Physical Sciences* 6(9):2249–2257
- Majeed MH, Sultan AA, Al-Sahlanee HH (2014) Corrosion inhibition of carbon steel in 1M HCl solution by *Ruta graveolens* extract. *J Chem Pharm Res* 6(5):998
- Mudhoo A, Sharma SK (2010) *International Journal of Water Treatment and Green Chemistry* 1(1):29–38
- Muller B (2002) Corrosion inhibition of aluminium and zinc pigments by saccharides. *Corros Sci* 44:1583–1591
- Nnanna LA, Obasi VU, Nwadiuko OC, Mejeji KI, Ekeke ND, Udensi SC (2012) Inhibition by *Newbouldia laevis* leaf extract of the corrosion of aluminium in HCl and H₂SO₄ solutions. *Archives of Applied Science Research* 4(1):207–217
- Noor EA (2007) Temperature effects on the corrosion inhibition of mild steel in acidic solutions by aqueous extract of fenugreek leaves. *International Journal of Electrochemical Science* 2:996–1017
- ObiEgbedi NO et al (2011) Computational simulation and statistical analysis on the relationship between corrosion inhibition efficiency and molecular structure of some phenanthroline derivatives on mild steel surface. *Int J Electrochem Sci* 6:5649–5675
- ObiEgbedi NO, Obot IB, Umoren SA (2012) *Spondias mombin* L. as a green corrosion inhibitor for aluminium in sulphuric acid: correlation between inhibitive effect and electronic properties of extracts major constituents using density functional theory. *Arabian Journal of Chemistry* 5:361–373
- Obiukwu OO, Opara Ol, Oyinna CB (2013) Corrosion inhibition of stainless steel using plant extract *Vernonia amygdalina* and *Azadirachta indica*. *The Pacific Journal of Science and Technology* 14(2):31–35
- Obot IB (2014) In: Aliofkhaezei M (ed) *Developments in corrosion protection*. INTECH, Croatia, pp 123–151
- Obot IB, Gasem ZM (2014) Theoretical evaluation of corrosion inhibition performance of some pyrazine derivatives. *Corrosion Science* 83:359–366
- Obot IB, ObiEgbedi NO (2010) Adsorption properties and inhibition of mild steel corrosion in sulphuric acid solution by ketoconazole: experimental and theoretical investigation. *Corrosion Science* 52(1):198–204
- Obot IB, ObiEgbedi NO, Umoren SA (2009) The synergistic inhibitive effect and some quantum chemical parameters of 2,3-diaminonaphthalene and iodide ions on the hydrochloric acid corrosion of aluminium. *Corrosion Science* 51(2):276–282
- Obot IB, Ebenso EE, Kabanda MM (2013) Metronidazole as environmentally safe corrosion inhibitor for mild steel in 0.5 M HCl: experimental and theoretical investigation. *Journal of Environmental Chemical Engineering* 1:431–439
- Oguzie EE (2006) Adsorption and corrosion inhibitive properties of *Azadirachta indica* in acid solutions. *Pigment and Resin Technology* 35(6):334–340
- Oguzie EE (2008) Evaluation of the inhibitive effect of some plant extracts on the acid corrosion of mild steel. *Corrosion Science* 50(11):2993–2998
- Oguzie EE, Enenebeaku CK, Akalezi CO, Okoro SC, Ayuk AA, Ejike EN (2010) Adsorption and corrosion-inhibiting effect of *Dacryodes edulis* extract on low-carbon-steel corrosion in acidic media. *Journal of Colloid and Interface Science* 349:283–292
- Oguzie EE, Adindu CB, Enenebeaku CK, Oguke CE, Chidiebere MA, Oguzie KL (2012a) Natural products for materials protection: mechanism of corrosion inhibition of mild steel by acid extracts of *Piper guineense*. *Journal of Physical Chemical* 116:13603–13615
- Oguzie EE, Oguke CE, Ogbulie JN, Nwanebu FC, Adindu CB, Udeze IO, Oguzie KL, Eze FC (2012b) Broad spectrum corrosion inhibition: corrosion and microbial (SRB) growth inhibiting effects of *Piper guineense* extract. *Journal of Material Science* 47:3592–3601
- Oguzie EE, Oguzie KL, Akalezi CO, Udeze IO, Ogbulie JN, Njoku VO (2013) Natural products for materials protection: corrosion and microbial growth inhibition using *Capsicum frutescens* biomass extracts. *ACS Sustainable Chemistry and Engineering* 1:214–225
- Okafor PC, Uwah IE, Ekerenam OO, Ekpe UJ (2009) *Combretum bracteosum* extracts as eco-friendly corrosion inhibitor for mild steel in acidic medium. *Pigment and Resin Technology* 38(4):236–241

- Okafor PC, Ikpi ME, Ekanem UI, Ebenso EE (2013) Effects of extracts from *Nuclea latifolia* on the dissolution of carbon steel in H₂SO₄ solutions. *Int J Electrochem Sci* 8:12278–12286
- Peter A, Sharma SK, Obot IB (2015) Use of natural gums as green corrosion inhibitors: an overview. *International Journal of Industrial Chemistry* 6(3):153–164
- Quraishi AM, Ansari AF, Jamal D (2004) Corrosion inhibition of tin by some amino acids in citric acid. *Indian Journal Of Chemical Technology* 11:271–274
- Quraishi MA, Obot IB, Eddy NO, Kabanda MM, Shukla SK, Singh AK, Murulana LC, Ebenso EE (2012) Electrochemical and quantum chemical studies on calmagite and fast sulphone black F dyes as corrosion inhibitors for mild steel in hydrochloric medium. *Int J Electrochem Sci* 7:8813–8831
- Qurasishi AM (2004) NACE meeting papers
- Raja PB, Sethuraman MG (2008a) Atropine sulphate as corrosion inhibitor for mild steel in sulphuric acid medium. *Material Letters* 62:1602–1604
- Raja PB, Sethuraman MG (2008b) Natural products as corrosion inhibitor for metals in corrosive media—a review. *Materials Letters* 62(1):113–116
- Rehan HH (2003) Corrosion control by water-soluble extracts from leaves of economic plants. *Materialwissenschaft und Werkstofftechnik* 34(2):232–237
- Salami L, Wewe TOY, Akinyemi OP, Patinvoh RJ. A Study Of The Corrosion Inhibitor Of Mild Steel In Sulphuric Acid Using Musa Sapientum Peels Extract. *Global Engineers & Technologists Review*. 2012; 2(12)
- Sangeetha TV, Fredimosos M (2011) Inhibition of mild copper metal corrosion in HNO₃ medium by acid extract of *Azadirachta indica* seed. *E-Journal of Chemistry* 8(51):S1–S6
- Sangeetha M, Rajendran S, Sathiyabama J, Prabhakar P (2012) Eco friendly extract of banana peel as corrosion inhibitor for carbon steel in sea water. *J Nat Prod Plant Resour* 2(5):601–610
- Sanyal B (1981) Organic compounds as corrosion inhibitors in different environments—a review. *Progress in Organic Coatings* 9(2):165–236
- Schaaf O, Jarvis AP, van der Esch SA, Giagnacovo G, Oldham NJ (2000) Rapid and sensitive analysis of Azadirachtin and related triterpenoids from neem (*Azadirachta indica*) by high-performance liquid chromatography–atmospheric pressure chemical ionization mass spectrometry. *Journal of Chromatography A* 886(1):89–97
- Schmitt G, Hays GF, Burns W, Han EH, Pourbaix A, Jacobson G (2009a) World Corrosion Organization, pp 1–44
- Schmitt G, Hays GF, Burns W, Han EH, Pourbaix A, Jacobson G (2009b) Global needs for knowledge dissemination, research, and development in materials deterioration and corrosion control, World Corrosion Organization 1–44
- Sharma SK, Sharma A (2011) Green corrosion inhibitors: status in developing countries. In: Sharma SK (ed) *Green corrosion chemistry and engineering*. Wiley–VCH Publications, Germany, pp 157–176
- Sharma SK, Mudhoo A, Khamis E (2009a) Corrosion inhibition of neem (*Azadirachta indica*) leaves extract as a green corrosion inhibitor for zinc in H₂SO₄. *Journal of Corrosion Science and Engineering* 11:1–25
- Sharma SK, Jain G, Sharma J, Mudhoo A, Sharma J (2009b) RASAYAN. *Journal of Chemistry* 2 2:332–339
- Sharma SK, Mudhoo A, Jain G, Khamis E (2009c) *Gray chemistry versus green chemistry: challenges and opportunities*. *Green Chemistry Letters and Reviews* 2(1):47–51
- Sharma SK, Mudhoo A, Zhang W (2010a) Green chemistry and engineering: a versatile research perspective. In: Sharma SK, Mudhoo A (eds) *Green chemistry for environmental sustainability*, vol 1. Taylor & Francis Group, LLC, Florida, Boca Raton, pp 1–52
- Sharma SK, Jain G, Sharma J, Mudhoo A (2010b) *Journal of the Indian Council of Chemists* 27(1):35–39
- Sharma SK, Jain G, Sharma J, Mudhoo A (2010c) Corrosion inhibition behaviour of *Azadirachta indica* (neem) leaves extract as a green corrosion inhibitor for zinc in hydrochloric acid: a preliminary study. *International Journal of Applied Chemistry* 6(1):83–94
- Sharma SK, Mudhoo A, Jain G, Sharma J (2010d) Corrosion inhibition and adsorption properties of *Azadirachta indica* mature leaves extract as green inhibitor for mild steel in HNO₃. *Green Chemistry Letters and Reviews* 3(1):7–15
- Sharma SK, Sanghi Rashmi, Singh Vandana (2011) Environment and the role of green chemistry. In: Sanghi R (ed) *Green chemistry for environmental remediation*. Scrivener Publishing LLC, Massachusetts, pp 3–34
- Sharma A, Choudhary G, Sharma A, Yadav S (2013) Effect of temperature on inhibitory efficacy of *Azadirachta indica* fruit on acid corrosion of aluminum. *International Journal of Innovative Research in Science Engineering and Technology* 2(12):7982–7992
- Shyamala M, Arulanantham A (2009) *Eclipta alba* as corrosion pickling inhibitor on mild steel in hydrochloric acid. *Journal of Materials Science and Technology* 25(5):633–636
- Singh A, Kumar A, Pramanik T (2013) A theoretical approach to the study of some plant extracts as green corrosion inhibitor for mild steel in HCl solution. *Oriental Journal of Chemistry* 29(1):277–283
- Souza TF, Magalhães M, Torres VW, D'Elia E (2015) Inhibitory action of ilex paraguariensis extracts on the corrosion of carbon steel in HCl solution. *Int J Electrochem Sci* 10:22–33
- Subhashini S, Rajalakshmi R, Prithiba A, Mathina A (2010) Corrosion mitigating effect of *Cyamopsis tetragonoloba* seed extract on mild steel in acid medium. *E-Journal of Chemistry* 7(4):1133–1137
- Thompson NG, Yunovich M, Dunmire D (2007) Cost of corrosion and corrosion maintenance strategies. *Corrosion Reviews* 25(3–4):247–262
- Tuaweri TJ, Ogbonnaya EA, Onyemaobi OO (2015) Corrosion inhibition of heat treated mild steel with neem leave extract in a chloride medium. *International Journal of Research in Engineering and Technology* 04(6):2321–7308
- Ulaeto SB, Ekpe UJ, Chidiebere MA, Oguzie EE (2012) Corrosion inhibition of mild steel in hydrochloric acid by acid extracts of *Eichhornia crassipes*. *International Journal of Materials and Chemistry* 2(4):158–164
- Umoren SA, Eduok UM, Israel AU, Obot IB, Solomon MM (2012) Coconut coir dust extract: a novel eco-friendly corrosion inhibitor for Al in HCl solutions. *Green Chemistry Letters and Reviews* 5(3):303–313
- Umoren S, Obot IB, Gasem Z, Odewunmi NA. Experimental and theoretical studies of red apple fruit extract as green corrosion inhibitor for mild steel in HCl solution. *Journal of Dispersion Science and Technology* (just-accepted). 2014
- Vasudha VG, Saratha R (2011) Studies on inhibition of acid corrosion of mild steel by *Terminalia catappa* (tropical almond) leaves. *Orient J Chem* 27(3):1165–1171
- Xia S, Qiu M, Yu L, Liu F, Zhao H (2008) Molecular dynamics and density functional theory study on relationship between structure of imidazoline derivatives and inhibition performance. *Corrosion Science* 50:2021–2029
- Yamuna J, Athony N (2014) *Citrus sinensis* L. leaf extract as an efficient green corrosion inhibitor for mild steel in aqueous medium. *International Journal of ChemTech Research* 7(01):37–43
- Yetri Y, Emriadi, Jamarun N, Gunawarman (2014) Corrosion inhibition efficiency of mild steel in hydrochloric acid by adding *Theobroma cacao* peel extract. *International conference on biological, chemical and environmental sciences Penang* (Malaysia)

Submit your manuscript to a SpringerOpen® journal and benefit from:

- Convenient online submission
- Rigorous peer review
- Immediate publication on acceptance
- Open access: articles freely available online
- High visibility within the field
- Retaining the copyright to your article

Submit your next manuscript at ► springeropen.com